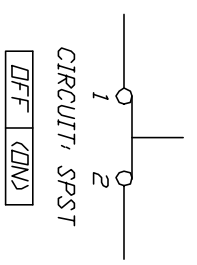
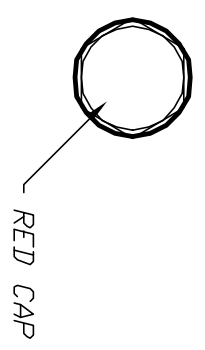
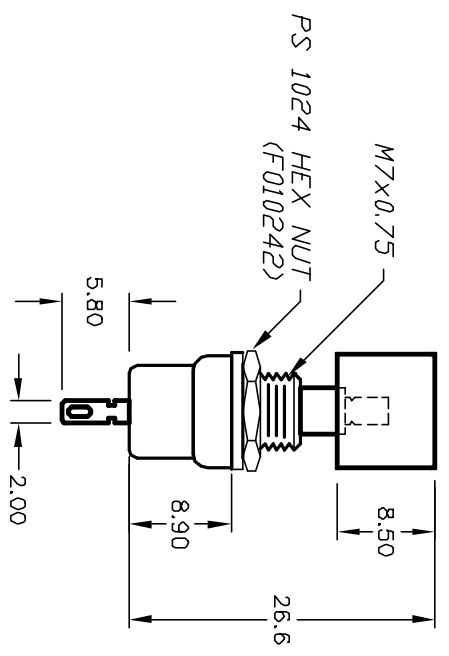
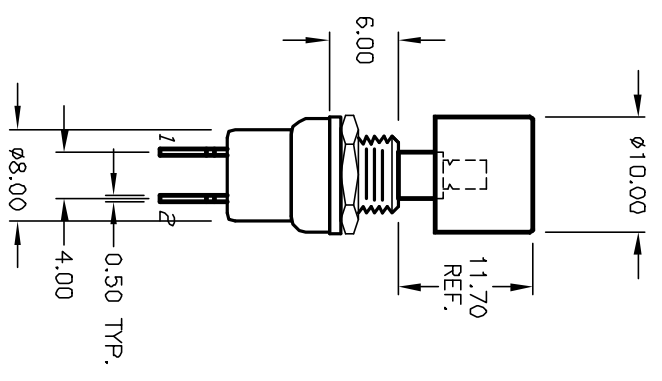


RECOMMENDED PANEL LAYOUT



< >=Momentary



- NOTES:
1. ALL DIMENSIONS IN MM
  2. GENERAL TOLERANCE: X.X=±0.4  
X.XX=±0.25
  3. TERMINAL NO'S FOR REFERENCE ONLY
  4. RATING: 3A@ 125VAC; 1.5A @250VAC
  5. CONTACT RESISTANCE:  
50mILLI-OHMS max.
  6. INSULATION RESISTANCE:  
500V 100Mega-OHMS min.
  7. DIELECTRIC STENGTH:  
1000V 1minute
  8. HARDWARE SUPPLIED:  
HEX NUT (SHOWN), LOCK WASHER

C				
B	12574	REVISED AND REDRAWN	11/18/02	CJB
REV.	ECN No.	DESCRIPTION	DATE	CHKD
THE INFORMATION CONTAINED IN THIS DOCUMENT IS PROPRIETARY TO E-SWITCH AND IS NOT TO BE COPIED OR TRANSMITTED				

TITLE		SCALE		DATE		DR		DWG		REV	
PS 1024AL (RED CAP)		1.5:1		11/13/96		MM		F010302		B	
<b>E-SWITCH®</b>											