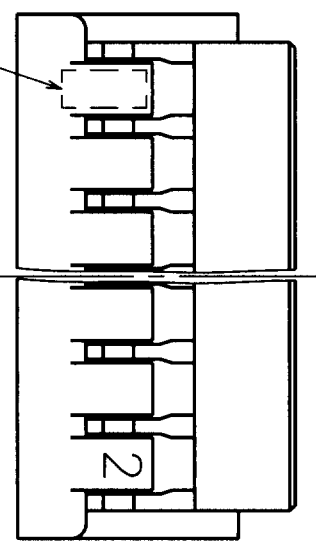
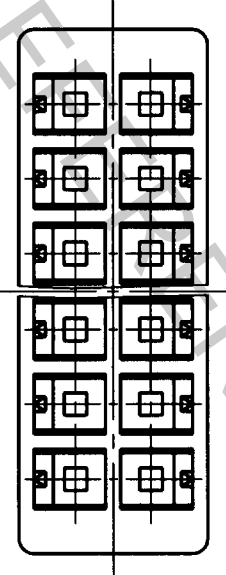
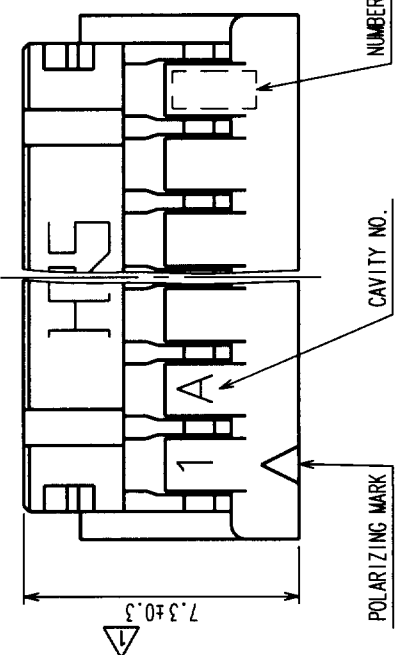
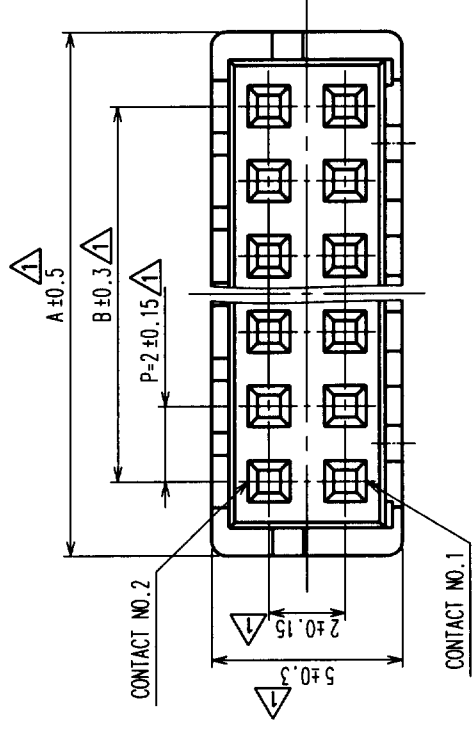


COUNT	DESCRIPTION OF REVISIONS	BY	CHKD	DATE	COUNT	DESCRIPTION OF REVISIONS	BY	CHKD	DATE
9	RE-H-03802	M.K.C.H		06.07.12					

HRS NO.	PART NO.	NUMBER OF CONTACT	A	B
△ CL543-0568-6	DF11-4DS-2C	4	6.0	2.0
CL543-0502-8	DF11-6DS-2C	6	8.0	4.0
CL543-0503-0	DF11-8DS-2C	8	10.0	6.0
CL543-0504-3	DF11-10DS-2C	10	12.0	8.0
CL543-0505-6	DF11-12DS-2C	12	14.0	10.0
CL543-0506-9	DF11-14DS-2C	14	16.0	12.0
CL543-0507-1	DF11-16DS-2C	16	18.0	14.0
CL543-0508-4	DF11-18DS-2C	18	20.0	16.0
CL543-0509-7	DF11-20DS-2C	20	22.0	18.0
CL543-0510-6	DF11-22DS-2C	22	24.0	20.0
CL543-0511-9	DF11-24DS-2C	24	26.0	22.0
CL543-0512-1	DF11-26DS-2C	26	28.0	24.0
CL543-0513-4	DF11-28DS-2C	28	30.0	26.0
CL543-0514-7	DF11-30DS-2C	30	32.0	28.0
CL543-0515-0	DF11-32DS-2C	32	34.0	30.0

NOTE 1. 1 PACK : 100 CONNECTORS.
 △ 2 (NOTE DELETED)
 △ 3 (NOTE DELETED)



CODE NO. (OLD)		DRAWING NO.		PART NO.	
CL		EDC3-162389-01		DF11-*DS-2C	
SCALE		DRAWN		CHECKED	
5 : 1		T.OMA	T.OMA	K.SATO	M.YAMAMOTO
UNITS		DESIGNED		APPROVED	
mm		90.05.10	90.05.10	90.05.10	90.05.10
		MATERIAL		FINISH, REMARKS	
		POLYAMIDE		BLACK, UL94V-0	
		NO.			
		NO.			