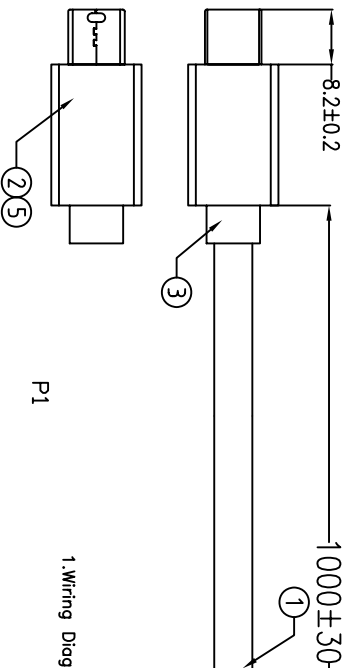
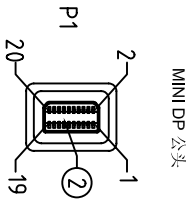
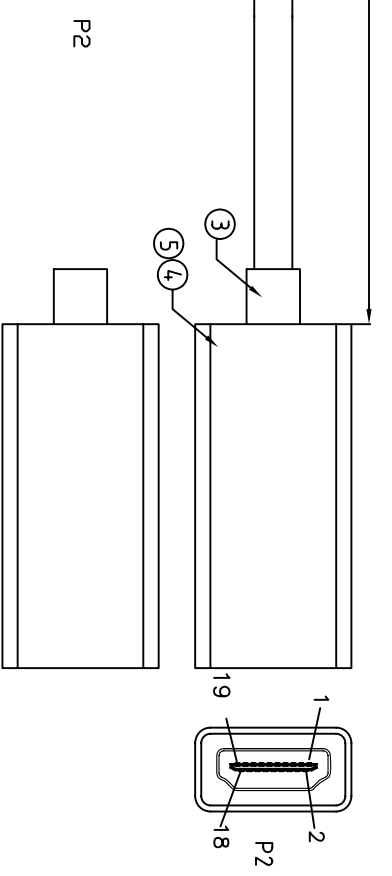


CUSTOMER APPROVED:

DATE:



1. Wiring Diagram.



[ML_Lane 0(p)]	1	3	TMS data2-
[ML_Lane 0(n)]	3	1	TMS data2+
[GND]	2	2	TMS data2 Shield
[ML_Lane 1(p)]	4	6	TMS data1-
[ML_Lane 1(n)]	6	4	TMS data1+
[GND]	5	5	TMS data1 Shield
[ML_Lane 2(p)]	7	9	TMS data0-
[ML_Lane 2(n)]	9	7	TMS data0+
[GND]	8	8	TMS data0 Shield
[ML_Lane 3(p)]	10	12	TMS Clock-
[ML_Lane 3(n)]	12	10	TMS Clock+
[GND]	11	11	TMS Clock Shield
[CONFIG 1]	13	13	CEC
[CONFIG 2]	14	14	Reserved
[AUX_CH(p)]	15	15	SCL
[AUX_CH(n)]	17	16	SDA
[GND]	16	17	DDC/CEC Ground
[Hot Plug Detect]	18	18	+5V Power
[Return Dp_PWR]	19	19	Hot Plug Detect
[NC]	20	19	

SHELL _____ SHELL

5	PE	PE INSERMOLDING	10g	A	20150414	INITIAL RELEASE	2015/04/14
4	CONN	HDMI FEMALE INSULATION WHITE NICKRL PIN G/F W/WHITE COVER W/PCB+IC(NXP3361)	1SET	REV	ECN#	DESCRIPTION	DATE
3	PVC	45P PVC WHITE OVERMOLD	30g	Cnc Tech, LLC DWN NO.: 743-50010-00100 CUSTOMER P/N:			
2	CONN	MINIDP20 MALE INSULATION WHITE NICKKEL PIN G/F W/WHITE HDDD	1SET				
1	CABLE	UL 20276 (32AWG*1P+DW+AL/MY)*5+32AWG*85 C+A+D+B(16/6/0.1AAM) ODS.5 WHITE	1	1000MM	DATE	04/14/15	REV
NO. PART NO.		DESCRIPTION	QTY	UNIT/REF	CHECKED	CUSTOMER:	REV
		BILL OF MATERIAL			EDWIN LAI		
					APPROVAL	SHEET 1 OF 1	